

**Office of International Programs AQIP Project
Study Abroad Curriculum Integration Survey
Student Results Summary**

This survey was given in March of 2007 to set the baseline for study abroad knowledge and perspectives at Augsburg College.

Total Student Response

269 out of est. 3000 (9% response rate)

WEC: 119

Day: 133

TRIO: 17

Key Findings and Metrics

The majority of Augsburg College students (57.6% - 155) find study abroad to be a desirable and realistic part of their education. However, a high number also believe study abroad is not an option for them (24.9% - 67) or that it is not essential (12.3% - 33). A small group do not believe study abroad is possible within their major (5.2% - 14).

Students do not have a strong understanding of study abroad at Augsburg College. Students rate their understanding of study abroad as an opportunity at Augsburg as:

Minimal (32% - 85)

Average (32% - 85)

Very Good (21.8% - 58)

Excellent (14.3% - 38)

Cost is the number one factor impacting students' consideration of study abroad followed by support and recommendations from professors and advisors, delay in graduation, and concern about applying credits from study abroad toward graduation requirements:

Cost

Most Important (44% - 112)

Very Important (35% - 89)

Somewhat (16% - 40)

Not a Factor (5% - 12)

Delay in graduation

Most Important (30% - 76)

Very Important (35% - 89)

Somewhat (22% - 55)

Not a Factor (12% - 31)

Support from professors & advisors

Most Important (10% - 26)

Very Important (52% - 131)

Somewhat (28% - 70)

Not a Factor (10% - 26)

Concern about applying credits

Most Important (24% - 61)

Very Important (33% - 83)

Somewhat (29% - 73)

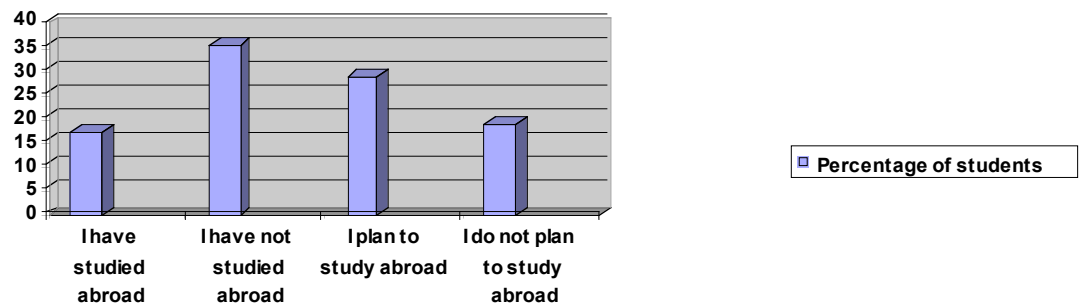
Not a Factor (14% - 35)

The majority of students see the value added by study abroad (91.8% - 235).

Survey Results

- 1) While at the Augsburg College,
 I have studied abroad. 17.5% (47)
I have not studied abroad. 35.3% (95)
 I have not studied abroad, but am planning to. 28.6% (77)
 I have not studied abroad, and am not planning to. 18.6% (50)

Fig. 1 Respondents participation in study abroad



Augsburg Student Views on Study Abroad

- 2) Which statement best describes your view of study abroad?
 Study abroad is not an option for me. 24.9% (67)
 Study abroad is not essential. 12.3% (33)
 Study abroad is not possible within my major. 5.2% (14)
Study abroad is a desirable and realistic part of my educational experience. 57.6% (155)

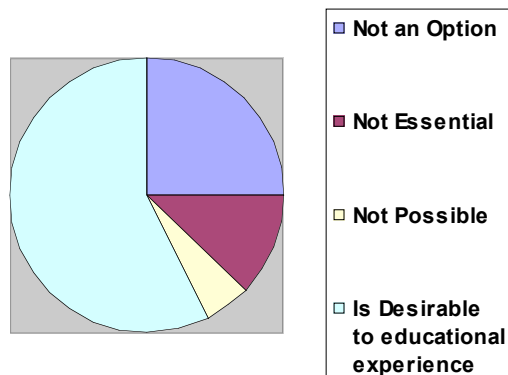


Fig. 2 Views of Study Abroad

3) How do you view a second language in your professional field?

Not important 11.9% (32)

Somewhat important 31.6% (85)

Important 27.9% (75)

Very important 28.6% (77)

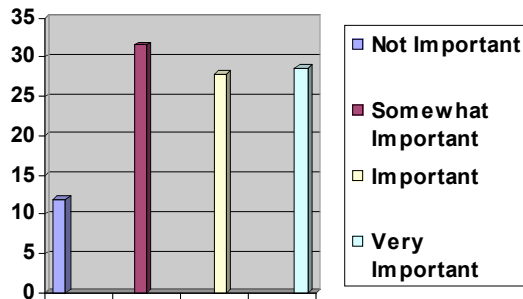


Fig. 3 Views on a second language

4) How important do you think the following are to professionals practicing in your field?

	Not Important	Somewhat Important	Important	Very Important
Knowledge of a second language	11% (30)	36% (97)	28% (74)	25% (68)
Awareness and understanding of cultural differences	1% (4)	10% (27)	19% (50)	70% (188)
Knowledge of international issues	2% (6)	19% (50)	29% (77)	51% (136)
Knowledge of technical and professional practices in other countries	4% (12)	25% (68)	36% (98)	34% (91)
Ability to work with people whose beliefs, values, and worldviews differ from one's own	1% (3)	4% (11)	19% (51)	76% (204)
Ability to tolerate uncertainty	1% (2)	8% (22)	29% (79)	62% (166)

Rate Each Statement:

5) Study abroad is important to my personal development.

Strongly Agree 40.3% (108)

Agree 39.2% (105)

Disagree 20.5% (55)

6) Study abroad can enhance my ability to think critically and solve problems.

Strongly Agree 41% (110)
Agree 45.5% (122)
 Disagree 13.4% (36)

7) Study abroad can help me find a better job when I graduate.

Strongly Agree 32.1% (89)
Agree 40.3% (108)
 Disagree 27.6% (74)

8) Study abroad can enhance my lifelong career opportunities.

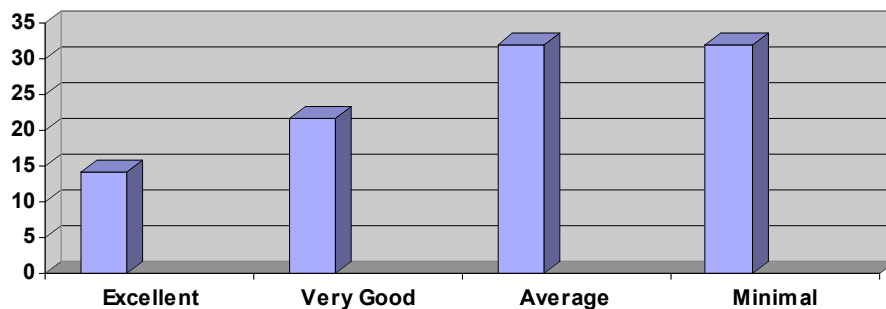
Strongly Agree 39.9% (107)
 Agree 38.1% (102)
 Disagree 22% (59)

Understanding of Study Abroad At Augsburg

9) Rate your understanding of study abroad as an opportunity at Augsburg College.

Excellent 14.3% (38)
 Very good 21.8% (58)
Average 32% (85)
Minimal 32% (85)

Fig. 4 Students' Understanding of opportunities to study abroad



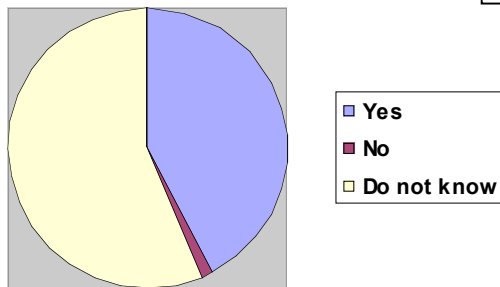
10) As an Augsburg College student...

	Yes	No
I had significant interaction with Augsburg College international students.	32% (80)	68% (172)
I have taken more than one course on campus with international content.	42% (105)	58% (147)
I have studied another language.	58% (146)	42% (106)

11) Are you allowed to use credit earned through study abroad toward Liberal Arts Foundation requirements?

Yes 42.1% (112)
 No 1.5% (4)
Do not know 56.4% (150)

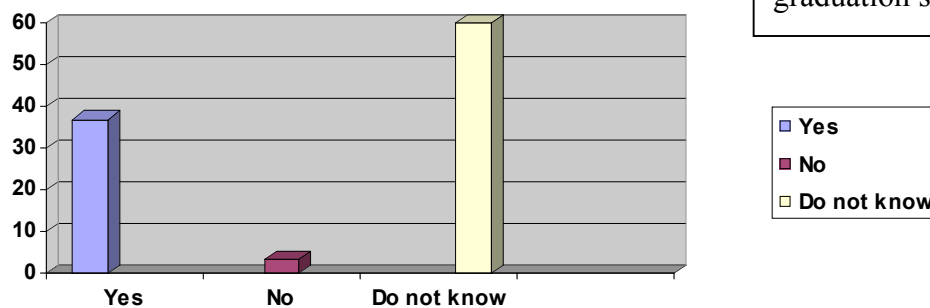
Fig. 5 Understanding of study abroad credits being applied to liberal arts requirements



12) Are you allowed to use credit earned through study abroad toward Graduation Skills requirements?

Yes 36.8% (98)
 No 3.4% (9)
Do not know 59.8% (159)

Fig. 6 Understanding study abroad credits applied to graduation skills



13) Are you aware of study abroad options in your major?

Yes 45.1% (120)
No 54.9% (146)

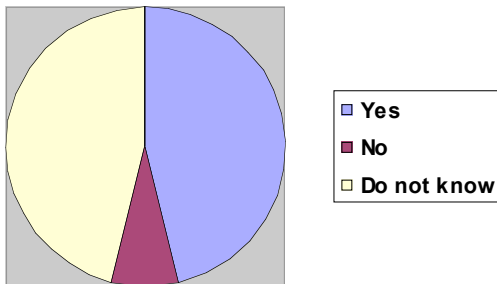
14) Can you use financial aid toward study abroad?

Yes 48.1% (128)
 No 4.5% (12)
 Do not know 47.4% (126)

15) Are you allowed to use credit earned through study abroad toward requirements in your major?

Yes	46.2% (123)
No	7.9% (21)
Do not know	45.9% (122)

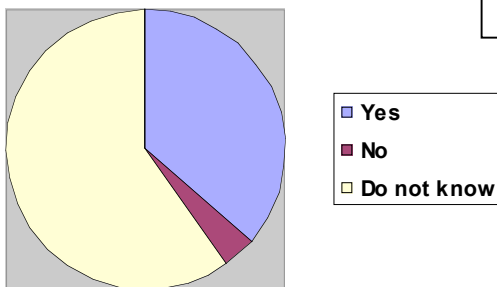
Fig. 7 Using credits toward major



16) Are there scholarships available for study abroad?

Yes	36.5% (97)
No	3.8% (10)
Do not know	59.8% (159)

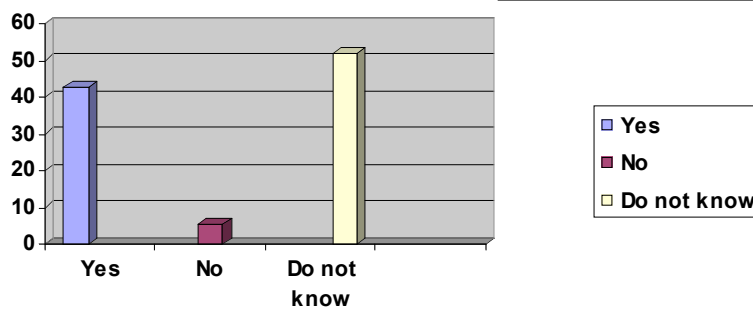
Fig 8 Scholarship availability



17) Can you complete major requirements while studying abroad?

Yes	42.9% (114)
No	5.3% (14)
Do not know	51.9% (138)

Fig. 9 Completing major requirements while studying abroad



18) On average, how many times a year do you see your academic advisor?

1-2 times	59.4% (158)
3-4 times	23.3% (62)
5+ times	17.3% (46)

19) Have any of your advisors ever talked to you about study abroad?

Yes	36.1% (96)
No	63.9% (170)

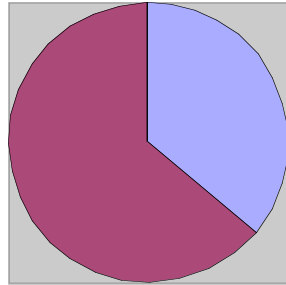


Fig 10 Advisor mentions study abroad

■ Yes
■ No

20) Have any of your advisors discussed academic planning for study abroad with you?

Yes	22.9% (61)
No	77.1% (205)

21) Have any of your professors ever mentioned study abroad during class?

Yes	59.4% (158)
No	40.6% (108)

22) Have any of your professors ever mentioned study abroad to you outside of class?

Yes	34.3% (91)
No	65.7% (174)

23) Have you ever asked any of your advisors about study abroad?

Yes	33.2% (88)
No	66.8% (177)

24) Have you ever asked any of your professors about study abroad?

Yes	37% (98)
No	63% (167)

25) Before attending Augsburg College I...

- Had studied abroad. 87% (219) of students said **No**.
- Had lived abroad. 84% (211) of students said **No**.
- Was born/raised abroad. 94 (236) of students said **No**.
- Had hosted or tutored international students. 82% (207) said **No**.
- Had traveled abroad. 67% (170) of students said **Yes**.

26) How have you received information about study abroad? (Check all that apply)

Study abroad office	43.3% (93)
Friends and family	54.4% (117)
Dept. office, publication, website or publicity	50.2% (108)
New Student Orientation	21.9% (47)
Study Abroad classroom presentation	28.8% (62)

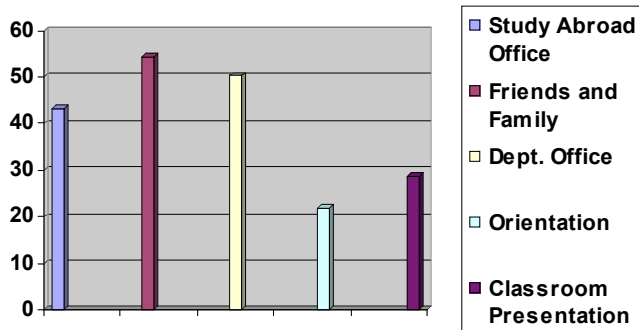


Fig 11 Sources of study abroad information

27) I do not see the valued added by study abroad.

True	8.2% (21)
False	91.8% (235)

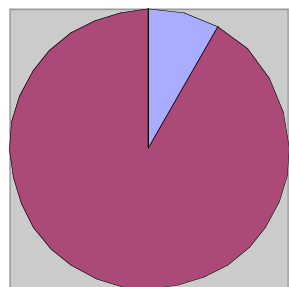


Fig 12 Value of study abroad

28) If you do have working knowledge of more than one language, please you're your ability. (Minimal, Average, Very Good, Native Speaker)

Of the students surveyed, in all three areas of language ability; reading, speaking, and writing, the majority of students rated their ability at minimal.

- Reading 40% (88) at minimal level, 36% (80) at average, 19% (43) at very good, and 5% (10) are fluent.
- Speaking 46% (104) at minimal level, 38% (84) at average, 10% (22) at very good, and 6% (14) are fluent.
- Writing 52% (113) at minimal level, 32% (71) at average, 13% (28) at very good, and 3% (7) are fluent.

29) How important are the following factors in considering study abroad?

	Not a factor	Somewhat Important	Very Important	Most Important
Recommendations from other students (past or present)	16% (40)	40% (100)	37% (93)	8% (19)
Recommendations or support from professors/advisors	10% (26)	28% (70)	52% (131)	10% (26)
Cost	5% (12)	16% (40)	35% (89)	44% (112)
Delay in graduation	12% (31)	22% (55)	35% (89)	30% (76)
Time away from on-campus study	35% (87)	37% (93)	18% (46)	10% (24)
Time away from family and friends	18% (46)	36% (91)	25% (62)	21% (53)
Concern about adapting to the language and culture of others	33% (82)	37% (94)	23% (58)	7% (18)
Concern about applying credits to degree requirements	14% (35)	29% (73)	33% (83)	24% (61)
Concern about safety and health abroad	32% (81)	29% (74)	26% (65)	13% (33)
Opposition from family/friends	49% (123)	33% (83)	12% (31)	6% (16)
Opposition from dept./advisor	50% (125)	31% (77)	15% (38)	4% (9)
Fear of racism	68% (172)	22% (56)	8% (19)	2% (6)
Concern about disability	78% (192)	15% (38)	4% (10)	3% (7)
Competition with domestic edu. Opportunities	58% (145)	28% (70)	11% (28)	3% (8)
Disruption of work/internship	26% (65)	29% (72)	25% (63)	21% (52)
Loss of current health care or housing	50% (127)	19% (49)	17% (44)	13% (32)
Support needed by my family	35% (86)	24% (60)	21% (53)	20% (50)

30) Are you a native speaker of English?

Yes 96% (240)

No 4% (10)

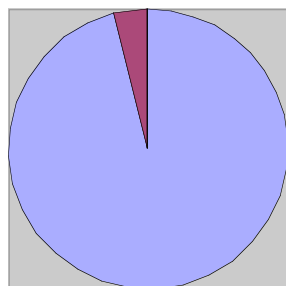


Fig 13 English as a first language

■ Yes
■ No

31) What has been your single longest period of international experience?

None 17.5% (44)

Less than 4 weeks 49.2% (124)

1-6 months 19% (48)

7-12 months 3.2% (8)

More than 12 months 11.1% (28)

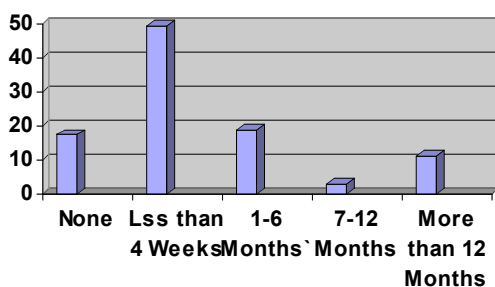


Fig 14 Longest international experience

■ Percentage of Students